



GUIDE TO COMPOSITE BONDING



Winchester Avenue Dental Surgery

34 Winchester Ave

Leicester

LE3 1AU



0116 3329096



contact@winchesteravenuedentalsurgery.co.uk



www.winchesteravenuedentalsurgery.co.uk

SMILE, BOND, SHINE!

CONTENTS


1. What is Composite Bonding?
page 3
2. What can Composite Bonding fix?
page 4
3. Benefits of Composite Bonding
page 5
4. The Composite Bonding procedure
page 6
5. Aftercare
pages 8-9
6. Composite Bonding vs Veneers
pages 10-11
7. Frequently asked questions
page 12

This guide will tell you all you need to know about composite bonding! We'll walk you through what it is, how it works, the benefits, how to take care of it afterwards and more.

Our goal? To give you all the information you need so you can make smart choices about your teeth and your smile!



WHAT IS COMPOSITE BONDING?



Composite bonding, also known as dental bonding is a cosmetic dental procedure that involves the application of a tooth-coloured resin material to the surface of your tooth.

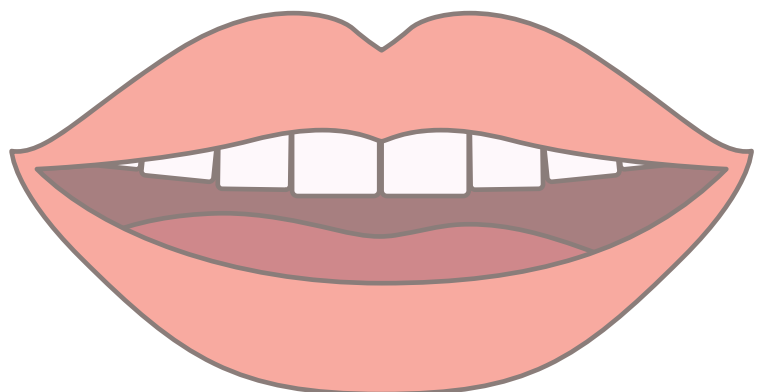
This resin is carefully shaped and polished to enhance the appearance of the tooth, correct minor imperfections, and create a more aesthetically pleasing smile.

It is commonly used to address issues such as chipped or cracked teeth, gaps between teeth, misshapen teeth, and minor alignment problems.

Dental bonding is a minimally invasive and relatively quick procedure, making it a very popular choice for those who are looking to improve their smile, without more extensive dental work.


The end result is a natural-looking and harmonious smile that can boost your confidence!

YOUR DENTIST CAN HELP DETERMINE IF COMPOSITE BONDING IS THE RIGHT OPTION FOR YOUR SPECIFIC DENTAL NEEDS.




WHAT CAN COMPOSITE BONDING FIX?

CHIPPED TEETH



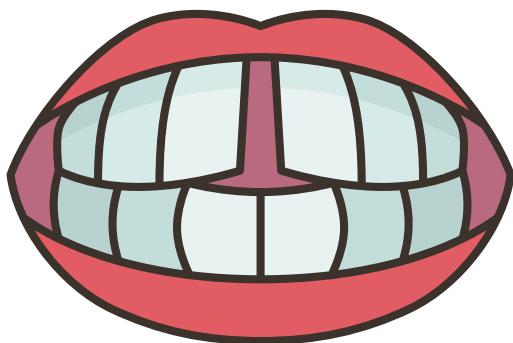
Chipped teeth are often the result of accidents or wear and tear. They can cause discomfort and self-consciousness due to their appearance and potential irritation. Composite bonding quickly repairs the chips, improving both the look and feel of your teeth.

UNEVEN TEETH



Uneven teeth disrupt the symmetry of your smile, leading to self-esteem issues. Composite bonding evens out the rough spots, providing a consistent and attractive appearance.

GAPPED TEETH



Gapped teeth trap food particles and lower your confidence in your smile. Composite bonding effectively closes these gaps, restoring your smile's appeal and simplifying oral hygiene.



BENEFITS OF COMPOSITE BONDING



Minimally invasive

It is a procedure that often requires little to no removal of natural tooth structure. This means your teeth remain largely intact, promoting better long-term dental health.

Quick

Most composite bonding procedures can be completed in a single dental visit, offering immediate results without the need for multiple appointments or extended treatment times.

Pain-free

Composite bonding is typically a pain-free procedure, meaning you can achieve a more beautiful smile without discomfort during or after the treatment!

Natural look

The tooth-coloured resin closely mimics the look of natural teeth, providing a seamless and natural appearance. It's challenging to distinguish bonded teeth from your real teeth!



THE COMPOSITE BONDING PROCEDURE

01

Consultation

Your journey begins with a consultation! You'll discuss your goals and expectations, and your dentist will assess your teeth to see if composite bonding is the right solution for your needs.

02

Colour matching

The dentist will select a shade of composite resin that closely matches the colour of your natural teeth. This ensures a seamless and natural-looking result!

03

Tooth preparation

Little to no tooth preparation is required. Your dentist may need to roughen the tooth's surface slightly to help the bonding material adhere effectively.

04

Application of resin

The dentist applies the tooth-coloured composite resin to the tooth's surface, shaping and moulding it to achieve the desired result.

05

Bonding

To secure the resin in place, your dentist will use a special curing light that hardens the material. This process may take a few seconds to a minute for each tooth.

06

Sculpting, polishing & final adjustments

After curing the resin, your dentist sculpts it for a natural look, polishes it smooth to match your teeth seamlessly, and makes any final tweaks for the desired appearance.




“NOTHING YOU WEAR IS
— MORE IMPORTANT
— THAN YOUR SMILE.”

— Connie Stevens

AFTERCARE

Taking care of your teeth after getting composite bonding is crucial to make sure it lasts and looks good. Here are a few important things to keep in mind!



Avoid Staining Substances

To maintain the colour of the bonded teeth, it's advisable to avoid or limit the consumption of staining substances such as coffee, tea, red wine, and tobacco. These can affect the appearance of the composite resin over time.

Gentle Toothpaste

Use a non-abrasive toothpaste to prevent scratching or damaging the surface of the composite resin. This helps to keep the bonded teeth smooth and free from potential abrasions.

AFTERCARE

CONTINUED

Avoid Chewing on Hard Objects

Avoid biting or chewing on tough objects like ice, pens, or hard candies. Even though composite bonding is strong, too much pressure can damage it.

Regular Dental Check-ups

Make sure you keep up with your regular dental check-ups to keep an eye on how your bonded teeth are doing. Your dentist can catch any problems early and take care of any needed fixes or maintenance.

Immediate Attention to Issues

If you see anything different with your bonded teeth, like chips, cracks, or discolouration, don't wait. Get in touch with your dentist right away. They can fix things up quickly, stopping any more issues and keeping your bonding in good shape.

Regular Dental Cleaning

Regular professional dental cleanings remove built-up plaque and tartar, ensuring your bonded teeth stay clean and healthy.



Composite bonding

MATERIAL

Tooth-coloured resin on your tooth, shaped and polished until it looks the way you want it.

TOOTH ALTERATION

Minimal tooth alteration, often little to no removal of natural tooth structure.

COST

More cost-effective than veneers.

DURABILITY

Durable, but not as resistant to staining or as long-lasting as veneers.

COMPOSITE BONDING VS VENEERS

Veneers

MATERIAL

Thin shells, usually made of porcelain, custom-made to fit over the front surface of the teeth.

TOOTH ALTERATION

More invasive than composite bonding, as it involves the removal of a thin layer of enamel.


COST

More expensive than composite bonding due to the materials used and the more complex procedure.

DURABILITY

Highly durable and stain-resistant, a longer-lasting solution when compared to composite bonding.





FINAL CONSIDERATIONS

AESTHETICS

Both composite bonding and veneers can make your smile much better, but veneers usually give a more polished, refined and long-lasting result.

MAINTENANCE

While both options require good oral hygiene, veneers may require less maintenance over time, with fewer risks of staining.

REVERSABILITY

Composite bonding is reversible, as the procedure involves minimal alteration to the natural teeth. Veneers, on the other hand, are irreversible due to the enamel removal.

In the end, deciding between composite bonding and veneers comes down to things like what your teeth need, how much you want to spend, and what you like. It's super important to talk to your dentist to figure out which choice fits your goals and keeps your mouth healthy.

FAQs

01. Is composite bonding painful?

No, composite bonding is typically not painful. The procedure is minimally invasive, and local anaesthesia is usually not required. Patients may experience some sensitivity during and after the process, but it is generally well-tolerated.

02. How long does composite bonding last?

Composite bonding can last around for 5 to 10 years, but it depends on how well you take care of your teeth. Regular check-ups and good oral hygiene can help make it last longer.

03. Can I eat normally after getting composite bonding?

Yes, you can go back to your regular eating habits. Just avoid biting into extremely hard objects to prevent any damage. Also, limiting the consumption of staining substances can help maintain the appearance of the bonding.

04. Can composite bonding fix crooked teeth?

It's good for minor fixes and reshaping, but if your teeth are seriously crooked, you might need something more than bonding. Orthodontic treatments could be a better fit for big fixes.

05. Is composite bonding suitable for fixing discoloured teeth?

Yes, composite bonding is an excellent option for improving the appearance of discoloured teeth.

A woman with long dark hair is smiling broadly, showing her teeth. She is holding a white coffee cup with both hands. The background is blurred, showing other people in a social setting.

Book your consultation today
and start the journey towards
a brighter smile!



34 WINCHESTER AVE
LEICESTER
LE3 1AU

WWW.WINCHESTERAVENUEDENTALSURGERY.CO.UK